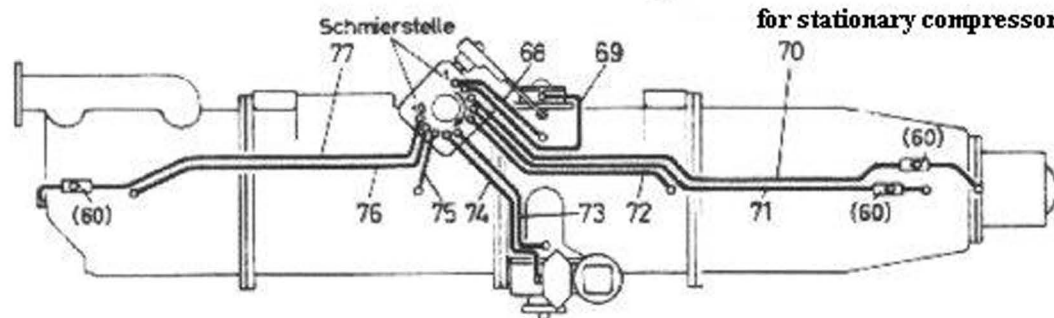
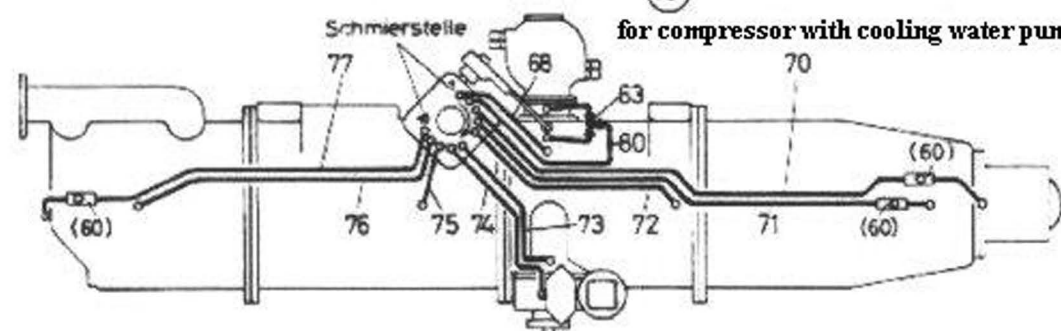


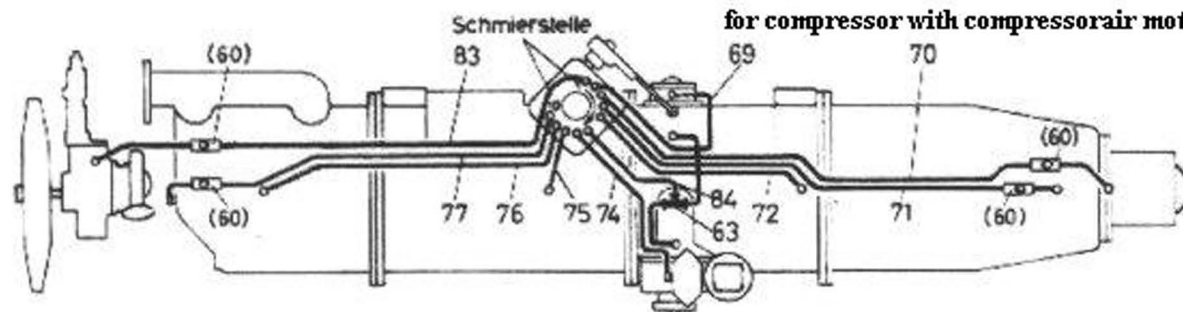
67 Lubrication oil pipes  
for stationary compressor



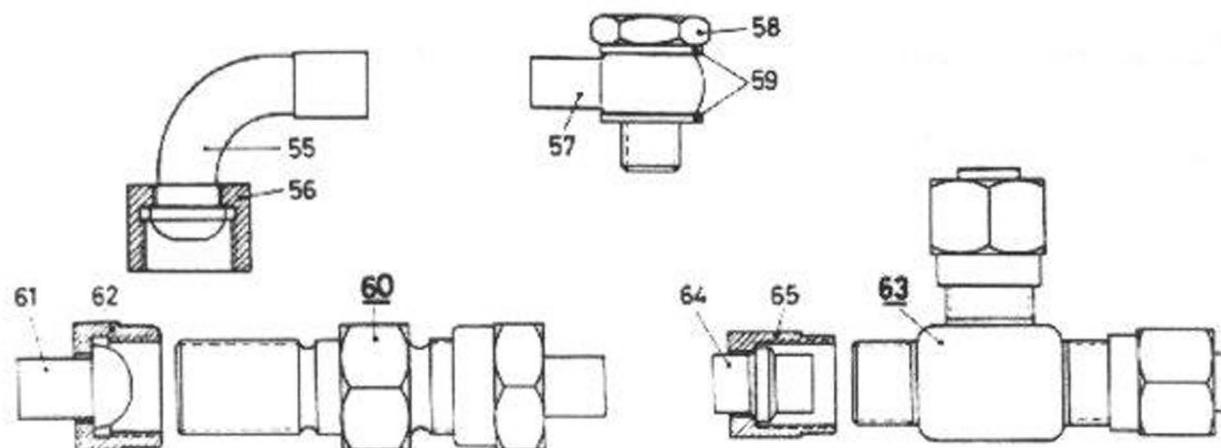
78 Lubrication oil pipes  
for compressor with cooling water pump



81 Lubrication oil pipes  
for compressor with compressor air motor



assembly for lubrication oil pipes



**oil escape bend**

\* not illustrated

Item	Description	NO
55	oil escape bend for tube dimension 6X1mm	13.11.01
56	union nut	13.11.02
57	ring nipple for tube 6X1	13.11.17
58	hollow screw M 8	13.11.19
59	gasket ring A 8 X 14 (copper)	5.11.03
60	double ball check valve	13.11.06
61	union nipple for tube 6X1mm	13.11.25
62	union nut for tube 6X1mm	13.11.26
63	T-type fitting	13.11.27
64	union nipple for tube 6X1mm	13.11.28
65	union nut for tube 6X1mm	13.11.29
66*	Rohr 6 X 1 mm for all lubrication oil pipes	13.11.30
67	set lubrication oil pipes for stationary compressor	13.20.00
68	lubrication point 1 > rack rear side	13.20.01
69	lubrication point 2 > synchronizing gear side	13.20.02
70	lubrication point 3 > compressor stage 3	13.20.03
71	lubrication point 4 > compressor stage 2	13.20.04
72	lubrication point 5 > motor AS	13.20.05
73	lubrication point 6 > rack front side	13.20.06
74	lubrication point 7 > fuel pump	13.20.07
75	lubrication point 8 > motor SS	13.20.08
76	lubrication point 9 > compressor stage 1	13.20.09
77	lubrication point 10 > compressor stage 4	13.20.10
78	set of lubrication pipes for compressor fitted with cooling water pump	13.20.20
80	pipe lubrication point 2 > cooling water pump	13.20.21
81	set of lubrication pipes for compressor fitted with air pressure motor	13.20.30
83	pipe lubrication point 1 > air pressure motor	13.20.31
84	pipe lubrication point 6 > racks front and rear side	13.20.32

